

Warewashing Medical Line Undercounter Dishwasher with drain pump & detergent dispenser

ITEM # _____

MODEL # _____

NAME # _____

SIS # _____

AIA # _____


502037 (EUCAIMLG)

 Medical Line Undercounter
 Dishwasher with drain pump
 & detergent dispenser - 400
 V/3N/50 Hz

Short Form Specification

Item No. _____

Unit shall be Electrolux Medical Line undercounter type hot water rinsing dishmachine with drain pump. Electrical characteristics to be __400 volts three phase operation with three automatic cycles of 360/540/660 seconds for lightly, normal or heavily soiled items. Rinse temperature and pressure guaranteed by built in atmospheric boiler and built in rinse booster pump. Washing performance is guaranteed by a powerful wash pump, upper and lower stainless steel revolving washing spray arms. 304 Stainless steel construction to include door, frame, wash tank, and jets. The unit shall include drain pump and rinse aid and detergent dispenser pumps.

Main Features

- Washing capacity of 10 baskets or 180 dishes per hour.
- 360/540/660 second cycle.
- Designed to efficiently disinfect items thus fulfilling hospital requirements by guaranteeing a temperature of 90 °C during 30 seconds rinsing phase.
- Built-in atmospheric boiler sized to raise incoming 50 °C water to 90 °C minimum for sanitizing rinse. No external booster is required.
- Built-in rinse aid and detergent dispenser with automatic initial and continuous cycle loading for perfect result while minimizing service and maintenance needs.
- Constant temperature of 90 °C throughout the rinsing cycle regardless of the network's water pressure.
- Unique temperature interlock guarantees required temperatures in both the wash and final rinse.
- Incorporated Soft Start feature to offer additional protection to more delicate items.
- High efficiency air gap (class A) in water inlet circuit to avoid water being siphoned back into the network as a result of a sudden drop in main pressures.
- 4 second (variable) pause after washing and before rinsing ensures that no drops of unclean water will fall on the clean items at the end of the rinsing cycle.
- Fault auto-diagnosis system.
- An effective rinse system uses only 7,5 litres of clean hot water per basket for perfect sanitization.
- Double skinned insulated wall ensures a low noise level and a reduction in heat loss from the machine.
- Utilizes fresh hot rinse water.
- Unique strainer to enhance soil filtering.
- Three phase or single phase electrical connection, convertible on-site.
- Low noise level.
- IPx4 water protection.
- State-of-the-art electronic controls with built-in programming, self-diagnostics for serviceability and automatic interior self-cleaning cycle.
- Digital read-out keeps operator informed as to temperatures.

Construction

- Incorporated drain pump to control water level in wash tank draining.
- Heavy duty Stainless steel construction.
- Internal cavity as well as exterior panels are all 304 series Stainless steel.
- Special designed Stainless steel nozzles provide superior cleaning action.
- Revolving Stainless steel wash/rinse arms above and below the basket.
- Interchangeable wash/rinse arms screw out for simple clean up.
- Large deep drawn wash tank and internal wash

APPROVAL: _____

Medical Line Undercounter Dishwasher with drain pump & detergent dispenser
Warewashing

area with round corners and no pipes to avoid dirt built-up.

- Element protection from dry fire and low water.
- The boiler drain facilitates the evacuation of stagnant water after long periods of inactivity to ensure a higher level of hygiene.

Included Accessories

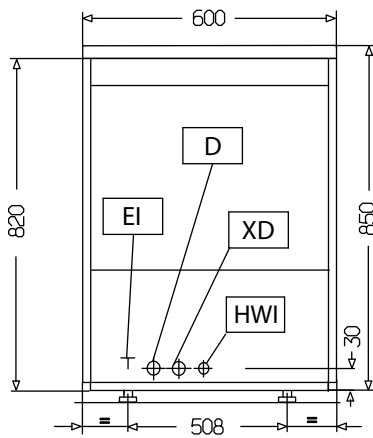
- 2 of Yellow cutlery container PNC 864242
- 1 of Basket for 18 dinner plates - yellow PNC 867002
- 1 of Basket for 48 small cups or 24 cups - blue PNC 867007

Optional Accessories

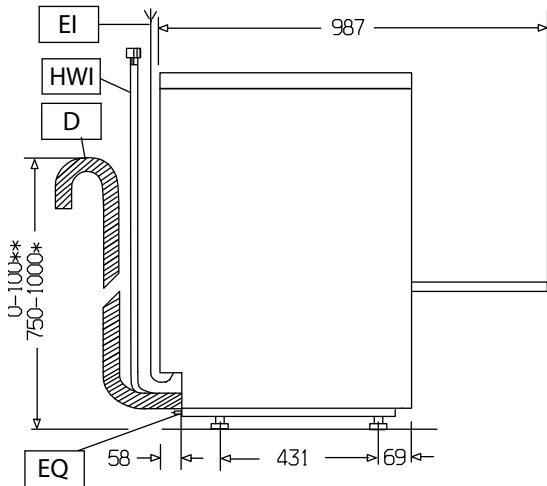
- 12lt external manual water softener PNC 860412
- 8lt external automatic water softener PNC 860413
- Stand for undercounter dishwasher PNC 860418
- 20lt external manual water softener PNC 860430
- Integrated HACCP kit PNC 864001
- External detergent level probe kit PNC 864004
- External rinse aid level probe kit PNC 864005
- Kit 4 castors for double skin undercounter dishwashers PNC 864008
- KIT 4 FLANGED FEET (MARINE FEET) FOR UC DW PNC 864009
- Filter for partial demineralization PNC 864017
- Kit to measure total and partial water hardness PNC 864050
- Yellow cutlery container PNC 864242
- Filter for total demineralization PNC 864367
- Reverse osmosis filter for single tank dishwasher with atmosphere boiler PNC 864388
- Pressure reducer for single tank dishwasher PNC 864461
- Half size basket universal PNC 864527
- Half size basket for plates PNC 864528
- Half size basket for glasses PNC 864529
- Kit 4 plastic boxes for cutlery - yellow PNC 865574
- Basket for 18 dinner plates - yellow PNC 867002
- Basket for 5 trays 530x325 mm - red, for undercounter (top level), utensil dishwashers, hood type, rack type PNC 867006
- Basket for 48 small cups or 24 cups - blue PNC 867007
- Cover rack for small and light items (500x500 baskets) PNC 867016
- Basket for long stem wine glasses PNC 867019
- Basket for 16 vertical glasses (h 70 mm - diam 100 mm) - blue PNC 867023

- Basket semi-professional 500x500x190mm PNC 867024

Front

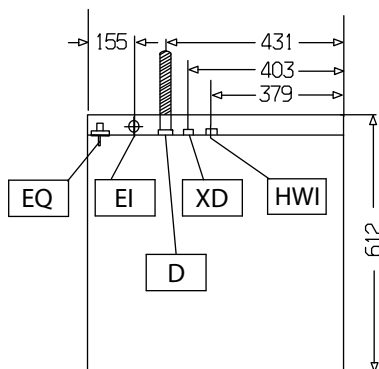


Side



- D = Drain
- EI = Electrical inlet (power)
- EO = Electrical Outlet
- HWI = Hot water inlet
- XD = Detergent connection
- XR = Rinse aid connection

Top



Electric

Supply voltage:	
502037 (EUCAIMLG)	400 V/3N ph/50 Hz
Convertible to:	230V 3~; 230V 1N~
Default Installed Power:	6.85 kW
Tank heating elements:	2 kW
Wash pump power:	0.736 kW

Water:

Water supply temperature*:	50 °C
Drain line size:	20.5mm
Inlet Water supply pressure:	7 - 102 psi (0.5 - 7 bar)
Water consumption per cycle (lt)**:	7.5
Working cycles time (sec.):	360/540/660
Boiler Capacity (lt):	12
Tank Capacity (lt):	23
Washing tank capacity (lt):	23
Washing cycle electrical elements:	2 kW
Hot rinse cycle duration (sec.):	35
Min hot rinse water consumption (lt/cycle)**:	7.5

Key Information:

Baskets per hour*:	10
N° of working cycles - sec.:	3 (360/540/660)
Cell dimensions - width:	500 mm
Cell dimensions - depth:	500 mm
Cell dimensions - height:	335 mm
Dishes per hour:	180
Wash temperature:	55-65°C
Rinse temperature:	90 °C
External dimensions, Width:	600 mm
External dimensions, Height:	850 mm
External dimensions, Depth:	612 mm
Noise level:	<65 dBA
Dishes capacity:	180/hr
Basket capacity:	10/h
Washing cycle temperature:	55-65 °C
Hot rinse cycle temperature:	90 °C